SOLAR WAVE









Grasshopper of the System

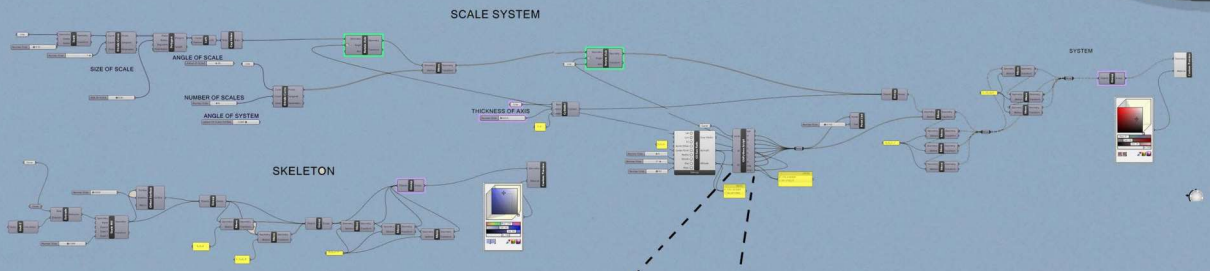

SCAN HERE

Python Code

Thermal Analysis Without Shading

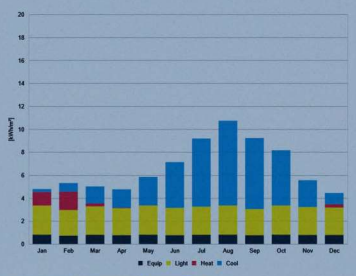

Site EUI	Op. Carbon	Energy Cost	Saved	Baseline EUI
80	50	14	72%	284
kWh/m²	kgCO2/m²	$/m²	% Baseline	kWh/m²

Thermal Analysis Open System

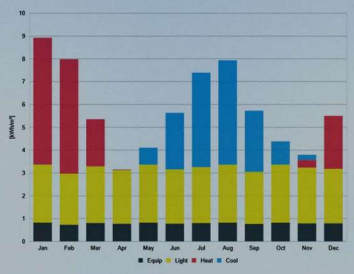

Site EUI	Op. Carbon	Energy Cost	Saved	Baseline EUI
70	40	11	75%	284
kWh/m²	kgCO2/m²	$/m²	% Baseline	kWh/m²

Thermal Analysis Closed System

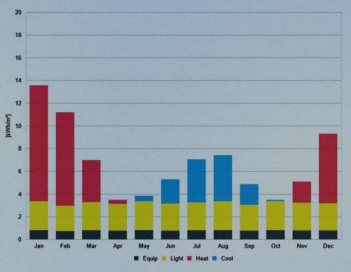

Site EUI	Op. Carbon	Energy Cost	Saved	Baseline EUI
81	42	11	71%	284
kWh/m²	kgCO2/m²	$/m²	% Baseline	kWh/m²

Radiation map without Shading System

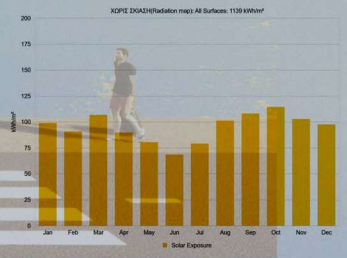

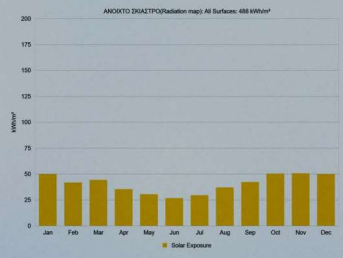

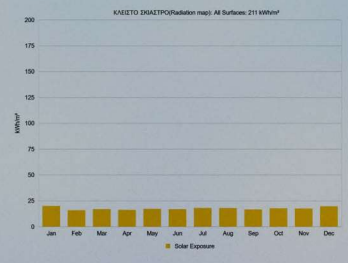

Daylight Factor Open System

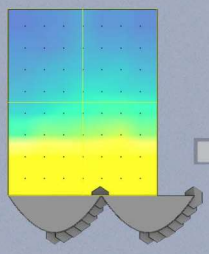

mean DF	median DF
3.5 %	2.7 %

Daylight Factor Closed System

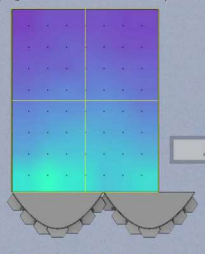

mean DF	median DF
1.5 %	1.4 %

Radiation map Open System

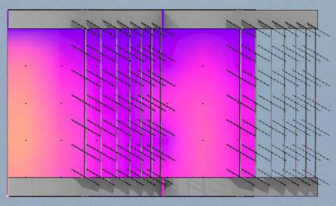

Radiation map Closed System